
TECHNICAL MANUAL

ORGANIZATIONAL, DIRECT SUPPORT, AND GENERAL SUPPORT
MAINTENANCE REPAIR PARTS AND SPECIAL TOOLS LIST
(INCLUDING DEPOT MAINTENANCE REPAIR PARTS AND SPECIAL TOOLS)
FOR

ELECTRONIC PLUG-IN UNIT
PL-1306/U
(NSN 6625-00-905-1296)

**ORGANIZATIONAL, DIRECT SUPPORT, AND GENERAL SUPPORT
 MAINTENANCE REPAIR PARTS AND SPECIAL TOOLS LIST
 (INCLUDING DEPOT MAINTENANCE REPAIR PARTS AND SPECIAL TOOLS)
 FOR
 ELECTRONIC PLUG-IN UNIT
 PL-1306/U
 (NSN 6625-00-905-1296)
 Current as of 8 November 1982**

REPORTING ERRORS AND RECOMMENDING IMPROVEMENTS

You can help improve this manual. If you find any mistakes or if you know of a way to improve the procedures, please let us know. Mail your letter, DA Form 2028 (Recommended Changes to Publications and Blank Forms), or DA Form 2028-2 located in the back of this manual direct to: Commander, US Army Communications-Electronics Command and Fort Monmouth, ATTN: DRSEL-ME-MP, Fort Monmouth, NJ 07703. In either case, a reply will be furnished direct to you.

Table of Contents

Illus		Page	Figure
Section	I. Introduction	1	
	II. Repair Parts List	5	
Group	00 Electronic Plug-In Unit PL-1306JU	5	1
	Rear Panel Assembly MP6.....	9	2
	01 Circuit Card Assembly A2.....	13	3
	02 Box Shield Assembly A1.....	17	4
	0201 Circuit Card Assembly A1A2	19	5
	0202 Circuit Card Assembly A1A1 (No parts authorized)		
	03 Terminal Board Assembly A3 (No parts authorized)		
Section	III. Special Tools List (Not applicable)		
	IV. National Stock Number and Part Number Index	20	

**SECTION I.
INTRODUCTION**

1. Scope

This manual lists spares and repair parts; special tools; special test, measurement, and diagnostic equipment (TMDE), and other special support equipment required for performance of organizational, direct support, and general support maintenance of the PL-1306/U. It authorizes the requisitioning and issue of spares and repair parts as indicated by the source and maintenance codes.

2. General

This Repair Parts and Special Tools List is divided into the following sections:

a. Section II. Repair Parts List. A list of spares and repair parts authorized for use in the performance of maintenance. The list also includes parts which must be removed for replacement of the authorized parts. Parts lists are composed of functional groups in numeric sequence, with the parts in each group listed in figure and item number sequence.

b. Section III Special Tools List. Not applicable.

c. Section IV National Stock Number and Part Number Index. A list, in National item identification number (NIIN) sequence, of all National stock numbers (NSN) appearing in the listings, followed by a list, in alphanumeric sequence, of all part numbers appearing in the listings. National stock numbers and part numbers are cross-referenced to each illustration figure and item number appearance.

3. Explanation of Columns

a. Illustration This column is divided as follows:

(1) *Figure number.* Indicates the figure number of the illustration on which the item is shown.

(2) *Item number.* The number used to identify item called out in the illustration.

b. Source, Maintenance, and Recoverability (SMR) Codes.

(1) *Source code.* Source codes indicate the manner of acquiring support items for maintenance, repair, or overhaul of end items. Source codes are entered in the first and second positions of the Uniform SMR Code format as follows:

<i>Code</i>	<i>Definition</i>
PA-Item	procured and stocked for anticipated or known usage.
PB-Item	procured and stocked for insurance purpose because essentially dictates that a minimum quantity be available in the supply system.
PD-Support item,	excluding support equipment, procured for initial issue or outfitting and stocked only for subsequent or additional initial issues or outfittings. Not subject to automatic replenishment.
XA-Item	is not procured or stocked because the requirements for the item will result in the replacement of the next higher assembly.
XB-Item	is not procured or stocked. If not available through salvage, requisition.
XD-A	support item that is not stocked. When required, item will be procured through normal supply channels.

NOTE

Cannibalization or salvage may be used as a source of supply for any items source coded above except those coded XA and aircraft support items as restricted by AR 700-42.

(2) *Maintenance code.* Maintenance codes are assigned to indicate the levels of maintenance authorized to USE and REPAIR support items. The maintenance codes are entered in the third and fourth positions of the Uniform SMR Code format as follows:

(a) The maintenance code entered in the third position will indicate the lowest maintenance level authorized to remove, replace, and use the support item. The maintenance code entered in the third position will indicate one of the following levels of maintenance:

<i>Code</i>	<i>Application/Explanation</i>
H-Support item	is removed, replaced, used at the general support level.
(b)	The maintenance code entered in the fourth position indicates whether the item is to be repaired and identifies the lowest maintenance level with the capability to perform complete repair (i.e.,

all authorized maintenance functions). This position will contain one of the following maintenance codes:

<i>Code</i>	<i>Application/Explanation</i>
H-	The lowest maintenance level capable of complete repair of the support item is the general support level.
Z-	Nonreparable. No repair is authorized.

(3) *Recoverability code.* Recoverability codes are assigned to support items to indicate the disposition action on unserviceable items. The recoverability code is entered in the fifth position of the Uniform SMR Code format as follows:

<i>Recoverability codes</i>	<i>Definition</i>
Z-	Nonreparable item. When unserviceable, condemn and dispose at the level indicated in position 3.
H--	Reparable item. When uneconomically reparable, condemn and dispose at the general support level.

c. National Stock Number. Indicates the National stock number assigned to the item and will be used for requisitioning purposes.

d. Federal Supply Code for Manufacturer (FSCM). The FSCM is a 5digit numeric code listed in SB 708-41/42 which is used to identify the manufacturer, distributor, or Government agency, etc.

e. Part Number. Indicates the primary number used by the manufacturer (individual, company, firm, corporation, or Government activity), which controls the design and characteristics of the item by means of its engineering drawings, specifications, standards, and inspection requirements to identify an item or range of items.

NOTE

When a stock numbered item is requisitioned, the repair part received may have a different part number than the part being replaced.

f. Description. Indicates the Federal item name and, if required, a minimum description to identify the item.

g. Unit of Measure (U/IM). Indicates the standard of the basic quantity of the listed item as used in performing the actual maintenance function. This measure is expressed by a two-character alphabetical abbreviation (e.g., ea., in, pr, etc.). When the unit of

measure differs from the unit of issue, the lowest unit of issue that will satisfy the required units of measure will be requisitioned.

h. Quantity Incorporated in Unit. Indicates the quantity of the item used in the breakout shown on the illustration figure, which is prepared for a functional group, subfunctional group, or an assembly.

4. Special Information

National stock numbers (NSN's) that are missing from P source coded items have been applied for and will be added to this TM by future change/revision when they are entered in the Army Master Data File (AMDF). Until the NSN's are established and published, submit exception requisitions to: Commander, US Army Communications-Electronics Command and Fort Monmouth, ATTN: DRSEL-MM, Fort Monmouth, NJ 07703 for the part required to support your equipment.

5. How to Locate Repair Parts

a. When National stock number or part number is unknown.

(1) *First.* Using the table of contents, determine the functional group within which the item belongs. This is necessary since illustrations are prepared for functional groups and listings are divided into the same groups.

(2) *Second.* Find the illustration covering the functional group to which the item belongs.

(3) *Third* Identify the item on the illustration and note the illustration figure and item number of the item.

(4) *Fourth.* Using the Repair Parts Listing, find the figure and item number noted on the illustration.

b. When National stock number or part number is known.

(1) *First.* Using the Index of National Stock Numbers and Part Numbers, find the pertinent National stock number or part number. This index is in NIIN sequence followed by a list of part numbers in alphanumeric sequence, cross-referenced to the illustration figure number and item number.

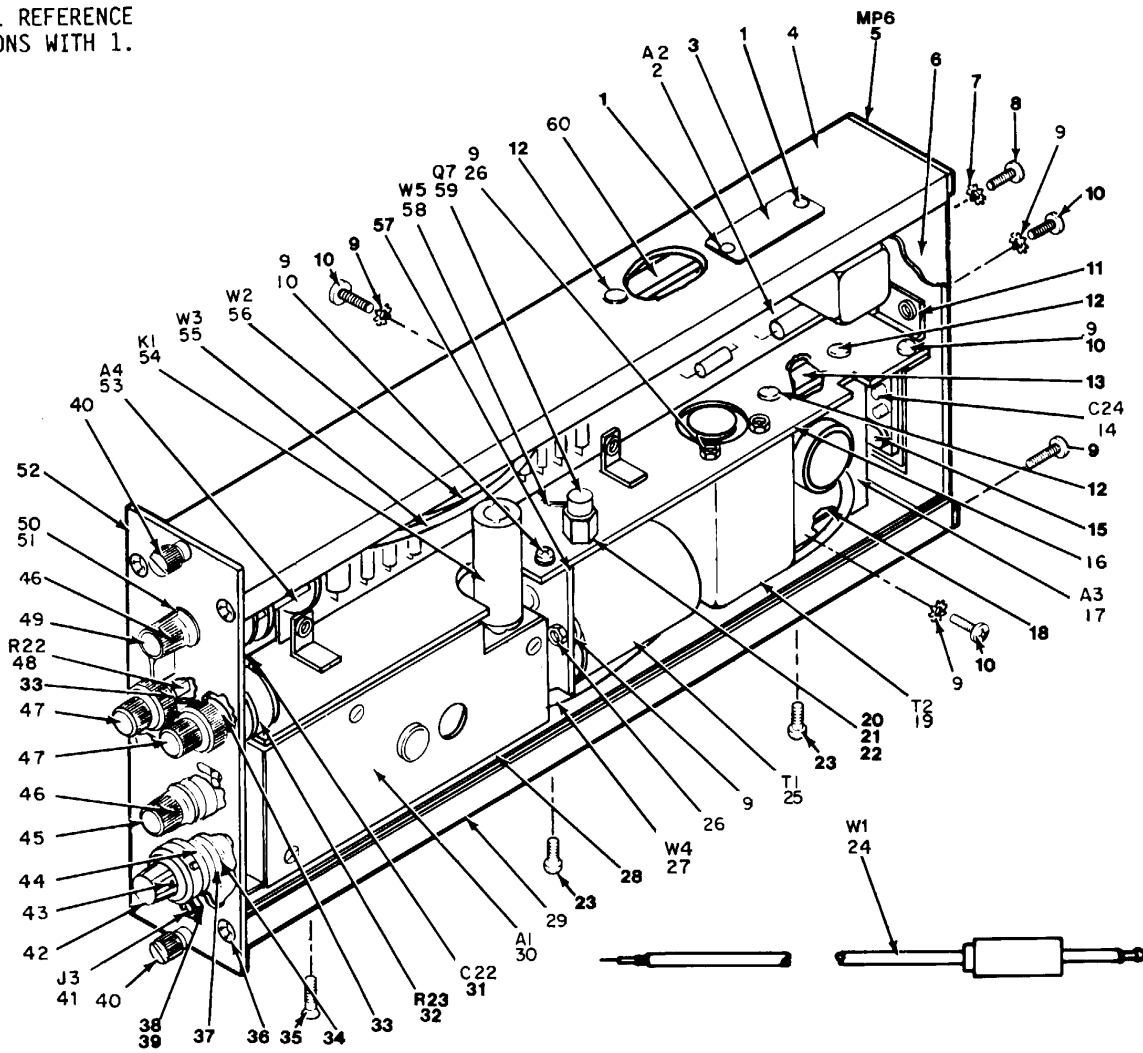
(2) *Second* After finding the figure and item number, locate the figure and item number in the repair parts list.

6. Abbreviations

Not applicable.

(Next Printed page is 4)

PREFIX ALL REFERENCE
DESIGNATIONS WITH 1.



EL 80U001

Figure 1. Electronic Plug-In Unit PL-1306/U.

SECTION II.

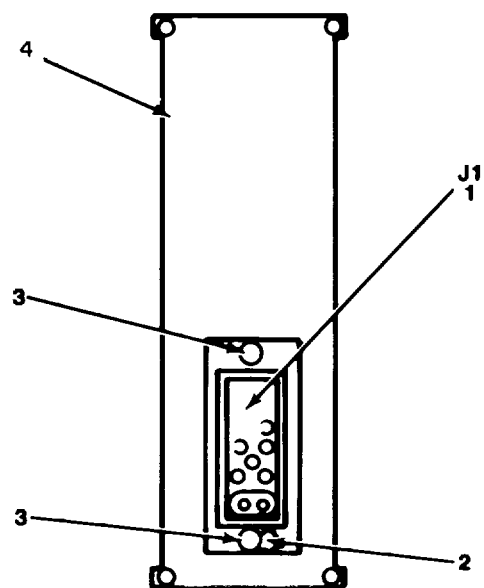
TM 11-6625-3030-24P

(1) ILLUSTRATION		(2)	(3)	(4)	(5)	(6) DESCRIPTION	(7)	(8)
(a) FIG NO.	(b) ITEM NO.	SMR CODE	NATIONAL STOCK NUMBER	FSCM NUMBER	PART NUMBER USABLE ON	CODE	U/M IN	QTY INC UNIT
						GROUP 00 ELECTRONIC PLUG-IN UNIT PL-1306/U		
1	1	PAHZZ	5320-00-850-2273	96906	5MS16535-152	RIVET, UBULAR.....	EA	2
1	2	PAHHH	6625-00-013-8069	28480	08R803-60020	CIRCUIE CARD ASSEM.....	EA	1
1	3	XBHZZ		28480	7120-0004	PLATE, IDENT.....	EA	1
1	4	XBHZZ		28480	860-4303	CHASSIS, UPPER.....	EA	1
1	5	XBHHH		28480	08800-60100	PANEL ASSY, REAR.....	EA	1
1	6	XBHZZ		28480	860-4005	COVER, ACCESS.....	EA	2
1	7	PAHZZ	5310-00-058-3599	96906	MS35335-57	WASHER, LOCK.....	EA	8
1	8	PAHZZ	5305-00-054-5653	96906	NSS1957-9	SCREW, MACHINE.....	EA	2
1	9	PAHZZ	5310-00-616-3554	96906	9S35335-29	WASHER, LOCK.....	EA	13
1	10	PAHZZ	5305-00-054-6650	96906	3551957-26	SCREWMACHINE.....	EA	17
1	11	XBHZZ		28480	860-3209	BRKT, MTG, CHAS.....	EA	1
1	12	PAHZZ	5320-00-850-2272	96906	9SI6535-157	RIVET, TUBULAR.....	EA	3
1	13	XBHZZ		28480	860-4307	TRACK, SHORT.....	EA	1
1	14	PAHZZ	5910-00-542-7362	56289	30D206G016BB2	CAPACITOR, FIXED, ELE.....	EA	1
1	15	PAHZZ		00779	1-60598-5	TERMINAL, QUICK DISC.....	EA	34
1	16	XBHZZ		28480	08803-00040	CHASSOCLEQ EQPT.....	EA	1
1	17	PAHZZ	6625-00-140-0133	28480	860-1500CII	CIRCUIT CARD ASSEMB.....	EA	1
1	18	XBHZZ	294D80 56-24			BRKT, MTGCKT CD.....	EA	1
1	19	PAHZZ	28483 38803-60030			TRANSFORMER, OUTPUPT.....	EA	1
1	20	PAHZZ	5313-00-534-9765	96906	435650-3041	NUT, PLAIN, HEIAGO.....	EA	1
1	21	PAHZZ		96906	9525225-60	WASHER, LOC*K.....	EA	1
1	22	PAHZZ	5970-00-007-9601	76530	294834	INSULATOR, BUSHING.....	EA	2
1	23	PAHZZ	5305-00-066-7326	96906	MS24693C24	SCPE, ACHIN.....	EA	2
1	24	PAHZZ		04939	TPS60	CABLE ASS, TEST.....	EA	1
1	25	P8HZZ	5953-00-830-6443	80640	IT3029	TRANSFORMER, AUOIO F.....	EA	1
1	26	P4HZZ	5310-00-934-9761	96906	4535649-264	NUT, PLAIN, HEXXAGO.....	EA	2
1	27	PAHZZ	6145-00-177-4727	06481	96J343-1	CABLE, SPECIAL PURPO.....	EA	18
1	28	PAHZZ			28480 860-3206	INSULATOR PLATE.....	EA 1	
1	29	XBHZZ			28480 860-3204	CHASSIS, LOWER.....	EA	1
1	30	PAHHH	6615-01-136-5864	258480	08803-60010	SHIELD, ASSEMBLY BOX.....	EA	1
1	31	PAHZZ		56289	C016B102G102KS25	CAPACITOR, FIXED CER.....	EA	1
1	32	PAHZZ		34263	VA45 -10K20PCT	RES.VAR, NONWW.....	EA	1
1	34	PAHZZ	5310-00-401-6931	78189	1920-02	WASHER, LOCK.....	EA	4
1	34	PAHZZ	5340-30-830-6444	29480	814-3	SPRING, MECHANICAL.....	EA	1
1	35	PAHZZ			29480 C242 00021	SCREW, MACHINE.....	EA	4
1	36	PAHZZ	5305-00-958-2918	96906	MS24693C26	SCREW, MACHINE.....	EA	4
1	37	XBHZZ		28480	814-3	SHAFT, COUPLING.....	EA	1
1	38	PAHZZ	5310-00-240-7636	28480	2950-0052	NUTPLAIN.HEXAGO.....	EA	1
1	39	PAHZZ	5310-00-141-1795	88044	85960-416	WASHER, FLAT.....	EA	1

SECTION II

TM 11-6625-3030-24P

(1) ILLUSTRATION		(2)	(3)	(4)	(5)	(6)	(7)	(8)
(a) FIG NO.	(b) ITEM NO.	SMR CODE	NATIONAL STOCK NUMBER	FSC NUMBER	PART NUMBER	DESCRIPTION U/M	IN	QTY INC UNIT
1	40	XBHZZ		28480	1390-0145	FASTENER, PANEL	EA	2
1	41	PAHZZ	5935-00-222-8213	82389	142A	JACK, TELEPHONE	EA	1
1	42	PAHZZ		73138	2606-150-1	TURNS, DIAL	EA	1
1	43	PAHZZ	5305-00-717-6955	96906	MS51963-1	SETSCREW	EA	1
1	44	XBHZZ		28480	01250-2200	BSHGN, MACH THD	EA	1
1	45	PAHZZ	5355-00-097-4946	28480	0370-1099	KNOB	EA	1
1	46	PAHZZ	9305-00-717-6950	96906	4S51963-9	SETSCREW	EA	2
1	47	PAHZZ	5355-00-905-38591	28480	5060-4615	SHAFT LOCK, ELECTRCN	EA	2
1	48	PAHZZ		10582	VAAW10K10PCT RES.VAR, OW	EA	EA
1								
1	49	PAHZZ	5355-01-067-7086	28480	037-2994	KNOB	EA	1
1	50	PAHZZ		73743	28200-10-101	NUT, PLAIN, HEX.....	EA	1
1	51	PAHZZ	5310-00-401-6931	78189	1920-02	WASHER, LUCK	EA	1
1	52	XBHZZ		28480	08803-00290	PANEL, FRONT.....	EA	
1	53	PAHZH	6625-00-031-9176	28480	860-15DOC	ROTARY SWITCH ASSE	EA	1
1	54	PAHZZ	5945-00-189-7941	80640	CH2058	CHOPPER ELECTRONIC	EA	1
1	55	PAHZZ		71124	TSL5151	CABLE, SPECIAL PURPO	EA	8
1	56	XAHZZ		28480	8120-0519	CABLE, RAD FREQ. IN	EA	5
1	57	XBHZZ		28480	860-3207	BRKT, NT, XFHRMR	EA	1
1	58	PAHZZ	5935-00-927-5409	29480	R120-1048	SOCKET, PLUG-IN ELEC	EA	1
1	59	PAHZZ	5961-00-938-5099	81349	JAN2N2552	TRANSISTOR.....	EA	1
1	60	XBHZZ		28480	960-4306	TRACK, .LONG	EA	1
6/(7 BLANK)								



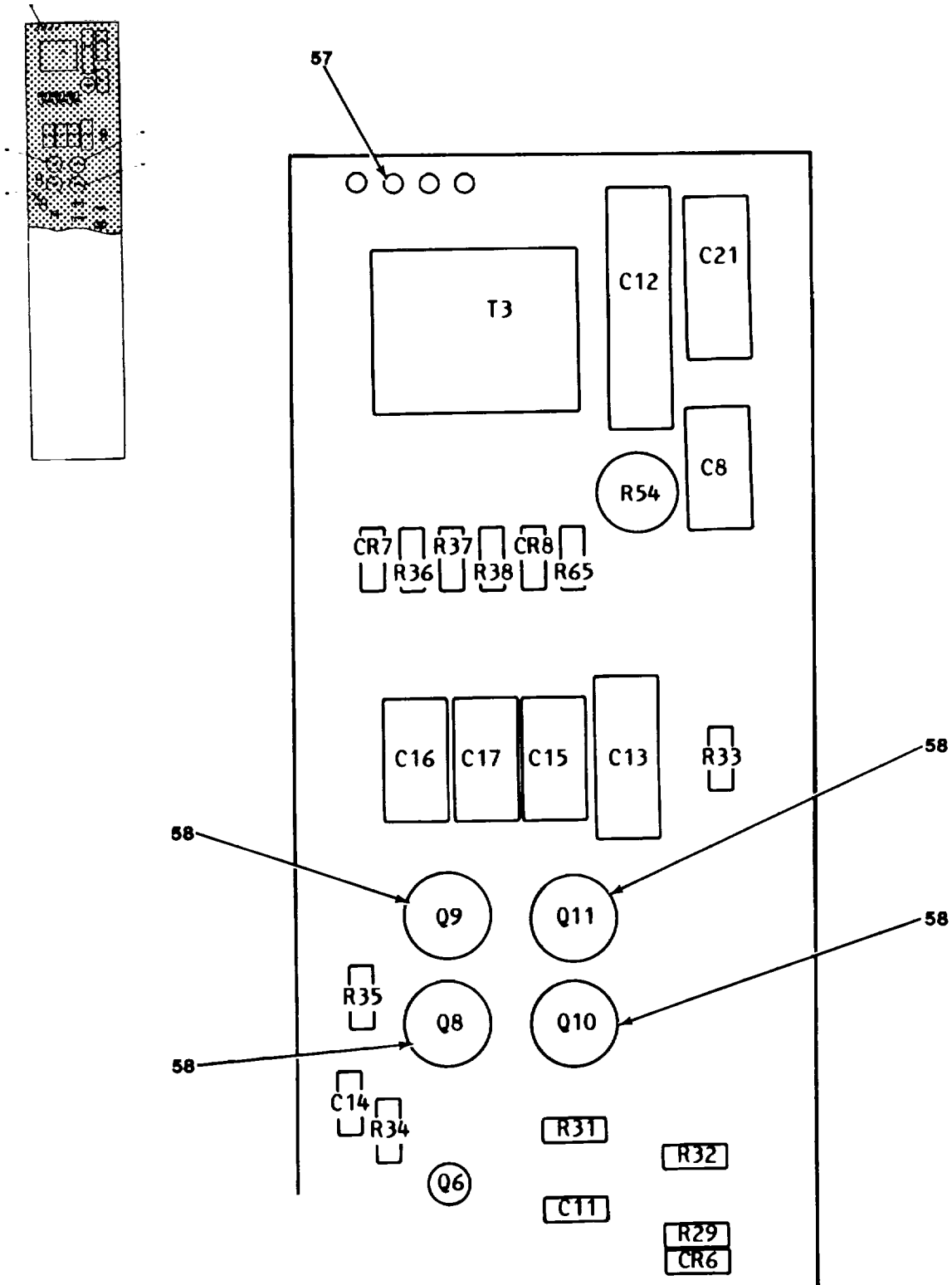
EL80U002

Figure 2. Rear Panel Assembly MP6.

SECTION II

TM 11-6625-3030-24P

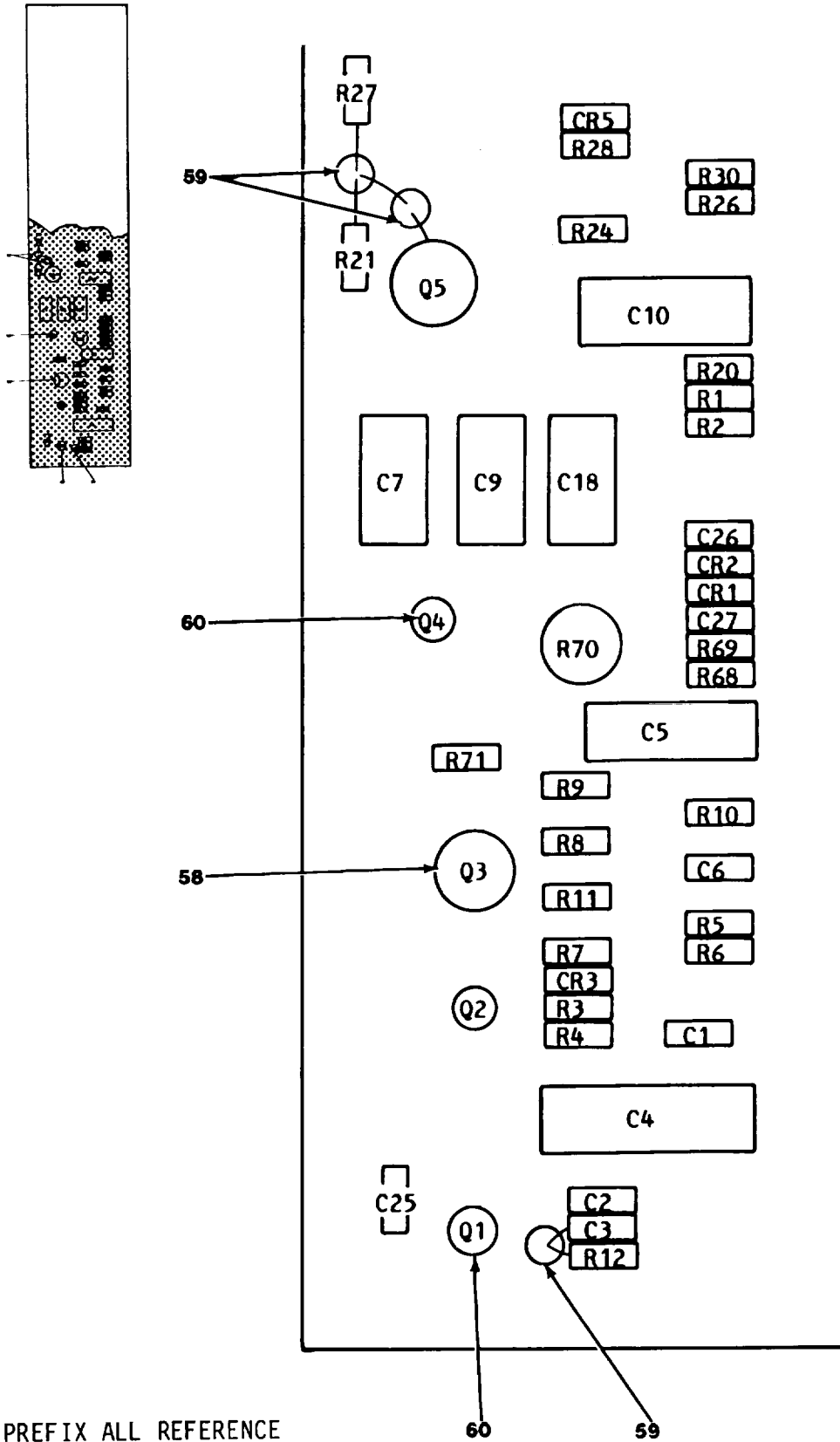
(1) ILLUSTRATION		(2)	(3)	(4)	(5)	(6) DESCRIPTION	(7)	(8)
(a) FIG NO.	(b) ITEM NO.	SMR CODE	NATIONAL STOCK NUMBER	FSCM	PART NUMBER	USABLE ON CODE	U/M	QTY INC IN UNIT
2	1	PAHZZ	5935-00-929-1372	28480	1251-1843	CONNECTOR RECEPACL.....	EA	1
2	2	PAHZZ	5940-00-942-7613	79963	609	TERMINAL, LUG	EA	1
2	3	XBHZZ	5320-00-826-0339	96936	MS16535-156	RIVET, TUBULAR.....	EA	2
2	4	XBHZZ		28480	916-64	PLATE.CONNECTOR A	EA	1
					9			



PREFIX ALL REFERENCE DESIGNATIONS WITH A2.

EL 80U003

Figure 3. Circuit Card Assembly A2 (Sheet 1 of 3).



PREFIX ALL REFERENCE DESIGNATIONS WITH A2.

EL 80U004

Figure 3. Circuit Card Assembly A2 (Sheet 2 of 3).

REF DES	ITEM NO	REF DES	ITEM NO	REF DES	ITEM NO	REF DES	ITEM NO	REF DES	ITEM NO	REF DES	ITEM NO
C1	1	R7	32								
C2	2	R8	33								
C3	3	R9	34								
C4	4	R10	35								
C5	5	R11	36								
C6	1	R12	37								
C7	6	R20	38								
C8	7	R21	39								
C9	8	R24	40								
C10	9	R26	41								
C11	10	R27	42								
C12	11	R28	43								
C13	4	R29	44								
C14	12	R30	45								
C15	13	R31	29								
C16	14	R32	46								
C17	14	R33	47								
C18	8	R34	48								
C21	15	R35	49								
C25	16	R36	50								
C26	17	R37	50								
C27	17	R38	49								
CR1	18	R54	51								
CR2	18	R65	52								
CR3	19	R68	53								
CR5	20	R69	53								
CR6	20	R70	54								
CR7	21	R71	55								
CR8	21	T3	56								
Q1	22										
Q2	23										
Q3	24										
Q4	22										
Q5	24										
Q6	23										
Q8	25										
Q9	25										
Q10	25										
Q11	25										
R1	26										
R2	27										
R3	28										
R4	29										
R5	30										
R6	31										

EL8OU005

Figure 3. Circuit Card Assembly A2 (Sheet 3 of 3).

SECTION II

TM 11-6625-3030-24P

(1) ILLUSTRATION		(2)	(3)	(4)	(5)	(6) DESCRIPTION	(7)	(8)
(a) FIG NO.	(b) ITEM NO.	SMR CODE	NATIONAL STOCK NUMBER	FSCM	PART NUMBER	USABLE ON CODE	U/M	QTY INC IN UNIT
						GROUP 01 CIRCUIT CARD ASSEMBLY (A2I)		
3	1	PAHZZ		56289	20C295A3	CAPACITOR, FIXED CER	EA	2
3	2	PAHZZ		72982	331ZSU201K	CAP, FXD, CERAMIC	EA	1
3	3	PAHZZ	5910-00-881-7075	56289	C036B102F680KSZ5	CAPACITOR, FIXED, CER	EA	1
3	4	PAHZZ	5910-00-827-1209	56289	30D070G025002	CAPACITOR, FIXED, ELE	EA	2
3	5	PAHZZ	5910-00-542-7362	56289	30D206G016BBZ	CAPACITOR, FIXED, ELE	EA	11
3	6	PAHZZ	5910-00-936-3722	14655	NLW100-16	CAPACITOR, FIXED, ELE	EA	1
3	7	PAHZZ	590-00-92B1375	05844	6-65AD25-20NPS	CAPACITOR 1ELECTRICA	EA	1
3	8	PAHZZ	5910-00-176-2641	81349	M39003-01-2971	CAPACITOR FIXED, ELE	EA	2
3	9	PAHZZ	5910-00-173-4398	56289	30D257G0030C2	CAPACITOR.FIXED.ELE	EA	1
3	10	PAHZZ		56289	C0203B102G502ZS31	CAPACITOR, FIXED, CER	EA	1
3	11	PAHZZ		25597	ZD2A684	CAPACITOR.FIXED PLA	EA	1
3	12	PAHZZ		56289	C0238501J2031S25	CAP, FXD.CERMIC	EA	1
3	13	PAHZZ	5910-00-928-1374	05844	4-85ASD10-25NP	CAPACITORFIXED, ELE	EA	1
3	14	PAHZZ	5910-00-439-5767	56289	300506GO16CB2	CAPACITOR, FIXED, ELE	EA	2
3	15	PAHZZ	5910-00-92R-1373	05844	3-85ASDI-IONP	CAPACITOR, ELECTRICA	EA	1
3	16	PAHZZ	5910-00-144-4381	91349	M39003-01-3024	C APACITOR.FIXED, ELE	EA	1
3	17	PAHZZ	5910-00-007-2003	81349	M39003-01-3009	CAPACITOR, FIXEOD, ELE	EA	2
3	18	PAHZI	5961-00-483-6600	28480	1902-0551	SEMICONDUCTOR DEVIC	EA	2
3	19	PAHZZ	5961-00-867-9206	29480	1901-0460	SEMICONDUCTUR DEVIC	EA	1
3	20	PAHZZ	5961-00-821-0710	15818	CD1535	SEMICONDUCTOR DEVIC	EA	2
3	21	PAHZZ	5961-00-954-9182	14433	1718	SEMICONDUCTOR DEVIC	EA	2
3	22	PAH7Z	5961-00-998-1923	34148	53620	TRANSISTOR.....	EA	2
3	23	PAHZZ	5961-00-021-7849	34148	2N4250	TRANSISTOR.....	EA	2
3	24	PAHZZ	5961-00-954-4540	80131	2N1973	TRANSISTOR.....	EA	2
3	25	PAHZZ	5961-00-260-4323	04713	MPS404A	TRANSISTOR.....	EA	4
3	26	PAHZZ	5935-00-135-6046	91349	RCRO7C681JS	RESISTOR, FIXED, CJP	EA	1
3	27	PAHZZ	905-00-141-0592	81349	RCR70G122JM	RESISTOR.FIXEDO, CUP	EA	1
3	28	PAHZZ		81349	RNC6OK2703FS	RESISTOR.FIXED FILM	EA	1
3	29	PAHZZ	5405-00-119-8811	81349	RCRO7G151JS	RESISTOR, FIXED, COMP	EA	2
3	30	PAHZZ	5905-01-027-7380	R1349	RNC60KIOO2FS	RESISTOR, FIXEU, FILM	EA	1
3	31	PAHZZ	5905-00-105-7764	81349	RCRO7GZ22JS	RCSISTOR.FIXED, CL4P	EA	1
3	32	PAHZZ	5905-00-141-0717	81349	RCO07G473JS	RESISTOR, FIXED.CO4P	EA	1
3	33	DAHZZ	5905-00-119-3504	81349	RCROG7273JS	RESISTOR, FIXEDC.CUP	EA	1
3	34	PAHZZ	5905-00-120-9154	81349	8CR07G471JS	RESISTOR, FIXED, COP	EA	1
3	35	PAHZZ	5905-0n-119-4559	81349	RCRO7G333JS	RESISTOR, FIXED.COMP	EA	1
3	36	PAHZZ		81349	RNC6OKZZO3FS	RESISTOR.FIXED FILM-LA		
3	37	PAHZZ	5905-00-137-4365	81349	RNC6OK82S52FS	RESISTOR, FIXED, FIL;	EA	1
3	38	PAHZZ	5904-00-106-3666	81349	RCRO7GIO3JS	RESISTLR.FIXEID, COP	EA	1
3	391	PAHZZ		91637	PTF55-1003B	RESISTOR, FIXED FILM	EA	1

SECTION II

TM 11-6625-3030-24P

(1) ILLUSTRATION		(2)	(3)	(4)	(5)	(6) DESCRIPTION	(7)	(8)
(a) FIG NO.	(b) ITEM NO.	SMR CODE	NATIONAL STOCK NUMBER	FSCM	PART NUMBER	USABLE ON CODE	U/M	QTY INC IN UNIT
3	40	PAHZZ		81349	RNC70K6003F5	RES, FXD, FILM	EA	1
3	41	PAHZZ	9908-00-192-3880	81349	RNC60K2492FS	RESISTOR, FIED.FIL	EA	1
3	42	PAHZZ		91637	PTF55-50028	RESI STOR, FIXEDFILM.....	EA	1
3	43	PAHZZ	5905-00-135-3973	81349	RRC07T221JS	RFSISTOR, FIXED, CUMP.....	EA	1
3	44	PAHZZ	5905-30-11-4727	81349	RRC07G272JS	RESISTOR, FIXEF.CMP.....	EA	1
3	45	PAHZZ	5905-00-16-1356	81349	RRC07G152JS	RESISTOR.FIXED, COP	EA	1
3	46	PAHZZ	5905-00-233-0848	81349	NC70KOROFS	RESISTOR.FXEDFILM.....	EA	1
3	47	PAHZZ		27167	FP3Z-1T00-22ROJ	RES.FXD, FILM	EA	1
3	48	PAHZZ	5905-00-110-7620	81349	RRC07TGIOZJS	RESISTOR, FIXED .COMP	EA	
3	49	PAHZZ	5905-00-881-7132	81349	RNC6OC5)POFS	RESISTOR, FIXED.FILM.....	EA	2
3	50	PAHZZ	5909-00-929-1774	81349	8NR60KR2P5FS	RESISTRO.FIXED, FIL.....	EA	2
3	51	PAHZZ	5905-01-051-1219	3138	2-102-0	RESISTOR.VARIABLE, N	EA	1
3	52	PAHZZ	9905-00-131-1254	81349	RCRO7GI22JS	RESISTOR, FIXED, COMP	EA	1
3	53	PAHZZ	5905-00-485-6250	81349	RNR6OK26I2FS	RESISTOR, FIXEDFILM.....	EA	2
3	54	PAHZZ		73138	72-111-0	RESTSTOR, VARIABLE N	EA	1
3	55	PAHZZ	5905-00-121-9859	81349	RRC20G106JS	RESISTOR, FIXED, COIMP	EA	1
3	56	PAHZZ	5950-00-881-7135	28480	0883-60100	TRANSFORMER, POWER	E	1
3	57	PAHZZ		00779	61038-4	CORACT, .ELECT FICAL	EA	34
3	58	PAHZZ	5999-00-432-0684	13183	7717-N	MRNTIN PAD.ELEC	EA	5
3	59			98291	011-6809-000-209	TERMINAL, STUD	EA	3
3	60	PAHZZ	5999-00-484-5513	13103	7717-18N	MOUNTING, PAD, ELECTR.....	EA	2
14/(15 BLANK)								

PREFIX ALL REFERENCE
DESIGNATIONS WITH A1.

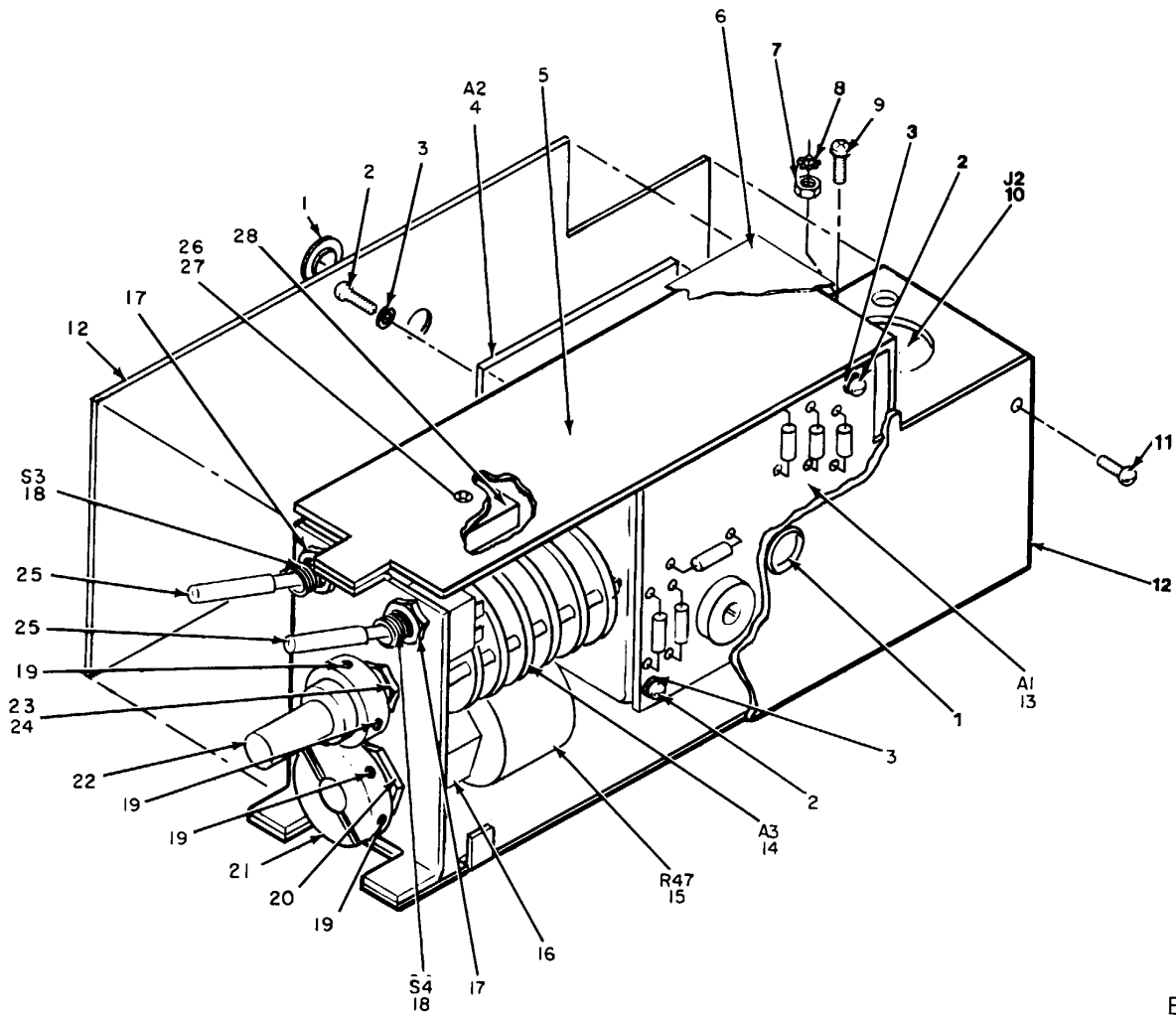
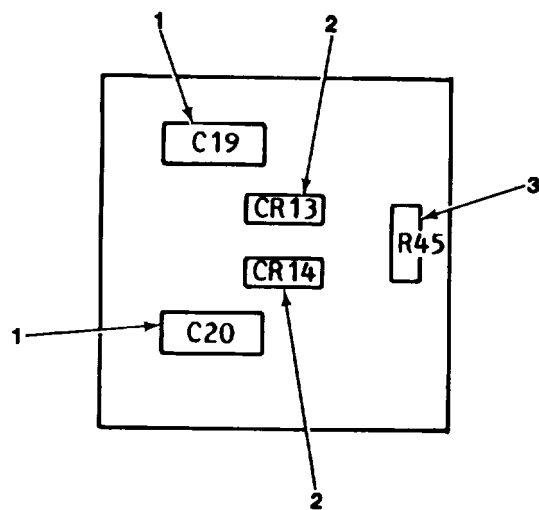


Figure 4. Box Shield Assembly A1.

EL 80U006

(1) ILLUSTRATION		(2)	(3)	(4)	(5)	(6) DESCRIPTION	(7)	(8)
(a) FIG NO.	(b) ITEM NO.	SMR CODE	NATIONAL STOCK NUMBER	FSCM	PART NUMBER	USABLE ON CODE	U/M	QTY INC IN UNIT
						GROUP 02 BOX SHIELD ASSEMBLY (All		
4	1	PAHZZ		70485	1561-26012	BUMPER, RUBBER.....	EA	3
4	2	XAH77		29480	2200-07G4	SCREW, MACHINE.....	EA	3
4	3	XAHZZ		52983	7TON4	WASHER, FLATIA.	EA	2
4	4	PAHHH	6625-00-024-5059	28480	860-3200C4	CIRCUIT CARD ASSEM6.....	EA	1
4	5	XRHZZ		29480	08803-00030	CHASS, ELEC EQPT	EA	1
4	6	PAHZZ		28480	755-1P8	INSULATOP, PLATE	EA	1
4	7	PAHZZ	5310-00-934-9748	96906	35649-244	NUT, PLAIN, HEXAGON	EA	2
4	8	PAHZZ	5310-00-058-3599	96906	535335-57	WASHERLOCK	EA	4
4	9	PAHZZ	5305-00-054-5648	96906	4S51957-14	SCREW, MACHINE	EA	2
4	10	PAHZZ		02660	774154	SOCKET TURF	EA	1
4	11	PAHZZ	5305-01-007-8521	28480	2200-0707	SCREW	E.A	6
4	12	XBHZZ		28440	8601-3211	COVER ACCESS	EA	2
4	13	PAHZZ		28480	08803-60060	CIRCUIT CARD ASSEMB	EA	1
4	14	DHZ7	5930-00-92P-1391	52983	B60-150C6	SWTCH, ELECTRICAL.....	E A	1
4	15	PAHZZ	5905-00-927-2815	32997	354.0S488-501	RESISTOR, VARIABLES, W	EA	1
4	16	XRHZZ		28480	833-12	BSHG, MACH THD	EA	1
4	17	PAHZZ	5310-00-240-7636	28480	2950-052	NUT, PLAIN, HEXAON	EA	2
4	18	PAHZZ	5933-00-941-8318	96906	575029-23	SWITCH, OGGLE	EA	4
4	19	PAHZZ	5305-00-717-6955	96906	94551963-1	SETSCREW	EA	2
4	20	XBHZZ	5310-00-401-5527	28480	2950-0117	NUT,PLAIN, HEXAGON.	EA	1
4	21	XDHZZ	5835-00-833-7127	28480	814-4	COLLAR.MECHANICAL	EA	1
4	22	XBHZZ		25480	814-5	COUPLING, SHAFT	EA	1
4	23	XBHZZ		73743	28200-10-101	NUT, PLAIN, HEXIA	EA	1
4	24	XBHZZ	5310-00-401-6931	78189	1920-02	WASHER, LOCK	EA	1
4	25	XBHZZ	5355-00-457-6302	28480	817-9	KNOB	EA	2
4	26	PAHZZ		28480	0520-0228	SCREW MACHINE	EA	2
4	27	PAHZZ	5310-00-363-8386	94542	812490-66	NUT, PLAIN, HEXAGON	EA	2
4	28	PAHZZ	5305-00-484-7467	80294	3057113-103	RESISTOR.VARIABLE, W	EA	1



EL80U007
Figure 5. Circuit Card Assembly AIA2.

SECTION II

TM 11-6625-3030-24P

(1) ILLUSTRATION		(2)	(3)	(4)	(5)	(6) DESCRIPTION	(7)	(8)
(a) FIG NO.	(b) ITEM NO.	SMR CODE	NATIONAL STOCK NUMBER	FSCM	PART NUMBER	USABLE ON CODE	U/M	QTY INC IN UNIT
5	1	PAHZZ	5910-00-439-5761	56289	30D506G016CB2	CAPACITOR, FIXED, ELE	EA	2
5	2	PAHZZ	5961-00-951-1505	28480	1901-3028	SEMICONDUCTOR, DEVIC	EA	2
5	3	PAHZZ	5905-00-110-7620	51349	RCR07G102JS	RESISTOR, FIXED.COMP	EA	1
19								

CROSS- REFERENCE-INDEXES
NATIONAL STOCK NUMBER INDEX

STOCK NUMBER	FIG.	ITEM	STOCK NUMBER	FIG.	ITEM
5910-00-007-2003	3	17	5910-00-439-5767	5	1
5970-00-007-9601	1	22	5355-00-457-6302	4	25
6625-00-013-8069	1	2	5961-00-483-6600	3	18
5961-00-021-7849	3	23	5999-00-484-5513	3	60
6625-00-024-5059	4	4	5905-00-484-7467	4	28
6629-00-031-9176	1	53	5905-00-485-6250	3	53
5305-00-054-5648	4	9	5910-00-542-7362	1	14
5305-00-054-5653	1	8	5910-00-542-7362	3	5
5305-00-054-6650	1	10	5310-00-616-3554	1	9
5310-00-058-3599	1	7	5305-00-717-6950	1	46
5310-00-058-3599	4	8	5305-03-711-6955	1	43
5310-00-063-8986	4	27	5305-00-717-6955	4	19
9305-00-066-7326	1	23	5961-00-821-0110	3	20
5355-00-097-4846	1	45	5320-00-826-0329	2	3
5905-00-105-7764	3	31	5910-00-827-1209	3	4
5905-00-106-1356	3	45	5950-00-830-6443	1	25
5905-00-106-3666	3	38	5340-00-830-6444	1	34
5905-00-110-1620	3	48	5835-00-833-7127	4	21
5905-00-110-7620	5	3	5320-00-850-2272	1	12
5905-00-111-4727	3	44	5320-00-850-2273	1	1
5905-00-118-4559	3	35	5961-00-867-9206	3	19
5905-00-119-3504	3	33	5910-00-881-7075	3	3
5905-00-119-8811	3	29	5905-03-881-7132	3	49
5905-00-120-9154	3	34	5950-00-881-7135	3	56
5905-00-121-9859	3	55	5355-00-905-3859	1	47
5995-00-131-1255	3	52	5905-00-927-2815	4	15
5905-00-135-3973	3	43	5935-00-927-5409	1	58
5905-00-135-6046	3	26	5935-00-928-1372	2	1
5905-00-137-4365	3	37	5910-00-928-1373	3	15
6625-00-140-0133	1	17	5910-00-928-1374	3	13
5905-00-141-0597	3	27	5910-00-928-1375	3	7
5905-00-141-0717	3	32	5930-00-928-1391	4	14
5310-00-141-1795	1	39	5905-03-929-7714	3	50
5910-00-144-4381	3	16	5310-00-934-9748	4	7
5910-00-173-4398	3	9	5310-00-934-9761	1	26
5910-00-176-2641	3	8	5310-00-934-9765	1	20
6145-00-177-4727	1	21	5910-00-936-3722	3	6
5945-00-189-7941	1	54	5961-00-938-5099	1	59
5905-00-192-3880	3	41	5940-00-942-7613	2	2
5935-00-222-8213	1	41	5930-00-947-8318	4	18
5905-00-233-0848	3	46	5961-00-951-1505	5	2
5310-00-240-7636	1	38	5961-00-954-4540	3	24
5310-00-240-7636	4	17	5961-00-954-9182	3	21
5961-00-260-4323	3	25	5305-00-958-2918	1	36
5910-00-401-5527	4	20	5961-00-998-1923	3	22
5310-00-401-6931	1	33	5305-01-007-8521	4	11
5310-00-401-6931	1	51	5905-01-022-2380	3	30
5310-00-401-6931	4	24	5905-01-051-1219	3	51
5999-00-432-0684	3	58	5355-31-067-7086	1	49
5910-00-439-5767	3	14	6625-01-136-5864	1	30


FSCM	PART NUMBER	NATIONAL STOCK NUMBER	FIGURE NO.	ITEM NO.	FSCM	PART NUMBER	NATIONAL STOCK NUMBER	FIGURE NO.	ITEM NO.
88044	AN960-416		1	39	96906	MS51951-14	4	9	
95542	A12490-66		4	27	96906	MS51957-19		1	8
15818	CD1535		3	20	96906	MS51957-26		1	10
80640	CH2058		1	54	96906	MS51963-1		1	43
56289	C016R102G102KS25		1	31	96906	MS51963-1		4	19
56289	C023R102G502ZS31		3	10	96906	MS51963-9		1	46
56289	C0235501J203ZS25		3	12	96906	MS75029-23		4	18
56289	C036PIO02F680KS25		3	3	81349	M39003-01-2971		3	6
27167	FP32-IT00-22ROJ		3	47	81349	M39UJ3-01-3009		3	17
14433	G718		3	21	81349	M39003-01-3024		3	16
80640	IT3029		1	25	14655	NLWIOO-16		3	6
81349	JAN2N2552		1	59	91637	PTF55-10038		3	39
04713	MPS404A		3	25	91637	PTF55-50028		3	42
96906	MS16535-152		1	1	81349	RCR0102JS		3	48
96906	MS16535-156		2	3	81349	RCR0102JS		5	3
96906	MS16535-157		1	12	81349	RCR0103JS		3	38
96906	MS252560C24		1	23	81349	RCR07G122JS		3	52
96906	MS24693C26		1	36	81349	RCR0722151JS		3	29
96906	MS35335-60		1	21	81349	RCR0722152JS		3	45
96906	MS35335-29		1	9	81349	RCR07G221JS		3	43
96906	MS35335-57		1	7	81349	RCR07G222JS		3	31
96906	MS35335-57		4	8	81349	RCR07G272JS		3	44
96906	MS35649-244		4	7	81349	RCR072723JS		3	33
96906	MS35649-264		1	26	81349	RCR07G333JS		3	35
96906	MS35650-304		1	20	81349	RCR07G471JS		3	34

NATIONAL STOCK NUMBER AND PART NUMBER INDEX

FSCM	PART NUMBER	NATIONAL STOCK NUMBER	FIGURE NO	ITEM NO.	FSCM	PART NUMBER	NATIONAL STOCK NUMBER	FIGURE NO.	ITEM NO.
81349	RCR07G473JS		3	32	73143	282310-10-101		4	23
81349	PCP07G681JS		3	26	76530	294834		1	22
81349	RCR20G16JS		3	55	23480	295J-0352		1	38
81349	RCR20OGI22JM		3	27	28480	2950-0052		4	17
81349	PNC60C50POFS		3	49	28480	2950-0117		4	20
81349	RNC60KIOO2FS		3	30	05844	3-85ASJ1-10NP		3	15
81349	RNC60K2203FS		3	36	56289	300107G025DD2		3	4
81349	RNC60K2492FS		3	41	56289	30D206Gb61BB2		1	14
81349	RNC60K2703FS		3	28	56289	30D206JlbB62		3	5
81349	RNC60K8252FS		3	37	56289	300257G003DL02		3	9
81349	RNC70K10POFS		3	46	56239	30D506G016CB2		3	14
81349	RNC70K6003FS		3	40	56289	300536GJ16CB2		5	1
81349	RNP60K2612FS		3	53	80294	3057L73-103		4	28
81349	RNR60K82R5FS		3	50	72982	331Z5U2)1K		3	2
34148	53620		3	22	32997	354US488-501		4	15
04919	TPS6O		1	24	05844	4-85AS010-25NP		3	13
71124	751151		1	55	28480	5060-4615		1	41
10582	VAAw10KIOPT		1	48	28480	516-24		1	18
34263	VA45-IOK2OPCT		1	32	05844	6-65AS325-20NPS		3	7
2559F	ZD2A684		3	11	79963	608		2	2
98291	L011-6809-000-209		3	59	00179	610J3-4		3	57
28480	01250-22001		1	44	52983	710N4		4	3
28480	0370-1099		1	45	28480	7120-0034		1	3
28480	0370-2994		1	49	73138	72-102-0		3	51
28480	0520-0228		4	26	73138	72-111-J		3	4
28480	08800-60100		1	5	28480	755-1P8		4	6
28480	08803-00030		4	5	02660	77MIP4		4	10
28480	08803-00040		1	16	13103	1717-18N		3	60
28480	08803-00290		1	52	13103	7711-54		3	58
28480	08803-60010		1	30	28480	8120-0519		1	56
28480	08803-60020		1	2	28480	3120-1048		1	58
28490	08803-60030		1	19	28480	814-2		1	31
2P480	08803-60060		4	13	28480	814-3		1	34
28480	08803-60100		3	56	28480	814-4		4	21
00779	1-60598-5		1	15	28480	814-5		4	22
28480	1251-1843		2	1	28480	816-64		2	4
28480	1390-0145		1	40	28480	817-9		4	25
82389	142A		1	41	28480	633-12		4	16
70485	1561-26012		4	1	28480	860-15000C11		1	11
28490	1901-0028		5	2	28480	860-1500C5		1	53
284n0	1901-0460		3	19	52983	860-1500C0		4	14
28480	1902-0551		3	18	28480	860-320)C4		4	4
78189	1920-02		1	33	28480	860-3204		1	29
78189	1920-02		1	51	28480	8b0-3206		1	28
781P9	1920-02		4	24	28480	860-3207		1	57
P0131	2N1973		3	24	28480	860-3209		1	11
34148	2N4250		3	23	28480	860-3211		4	12
56289	20C295A3		3	1	28480	860-4005		1	6
284R0	2200-0704		4	2	28480	86-4303		1	4
28480	2200-0707		4	11	28480	860-4306		1	60
28480	2420-0021		1	35	28480	800-4337		1	13
73138	2606-150-1		1	42	06481	900343-1		1	27
73743	28200-10-101		1	50					

21/(22 BLANK)

RECOMMENDED CHANGES TO EQUIPMENT TECHNICAL PUBLICATIONS



THEN... JOT DOWN THE DOPE ABOUT IT ON THIS FORM, CAREFULLY TEAR IT OUT, FOLD IT AND DROP IT IN THE MAIL!

SOMETHING WRONG WITH THIS PUBLICATION?

FROM: (PRINT YOUR UNIT'S COMPLETE ADDRESS)

DATE SENT

PUBLICATION NUMBER

TM 11-5825-270-10

PUBLICATION DATE

23 Jul 81

PUBLICATION TITLE

Radio Frequency R-2176/FRN

BE EXACT... PIN-POINT WHERE IT IS

PAGE NO.	PARA-GRAPH	FIGURE NO.	TABLE NO.	
				<p>IN THIS SPACE TELL WHAT IS WRONG AND WHAT SHOULD BE DONE ABOUT IT:</p>

PRINTED NAME, GRADE OR TITLE, AND TELEPHONE NUMBER

SIGN HERE:

TEAR ALONG PERFORATED LINE

By Order of the Secretary of the Army:

E.C. MEYER
General, United States Army
Chief of Staff

Official:

ROBERT M. JOYCE
Major General, United States Army
The Adjutant General

Distribution:

To be distributed in accordance with Special List.

RECOMMENDED CHANGES TO EQUIPMENT TECHNICAL PUBLICATIONS



THEN... JOT DOWN THE DOPE ABOUT IT ON THIS FORM, CAREFULLY TEAR IT OUT, FOLD IT AND DROP IT IN THE MAIL!

SOMETHING WRONG WITH THIS PUBLICATION?

FROM: (PRINT YOUR UNIT'S COMPLETE ADDRESS)

DATE SENT

PUBLICATION NUMBER

TM 11-5825-270-10

PUBLICATION DATE

23 Jul 81

PUBLICATION TITLE

Radio Frequency R-2176/FRN

BE EXACT... PIN-POINT WHERE IT IS

PAGE NO.

PARA-GRAPH

FIGURE NO.

TABLE NO.

IN THIS SPACE TELL WHAT IS WRONG AND WHAT SHOULD BE DONE ABOUT IT:

TEAR ALONG PERFORATED LINE

PRINTED NAME, GRADE OR TITLE, AND TELEPHONE NUMBER

SIGN HERE:

DA FORM 2028-2
JUL 79

PREVIOUS EDITIONS ARE OBSOLETE.

P.S.—IF YOUR OUTFIT WANTS TO KNOW ABOUT YOUR RECOMMENDATION MAKE A CARBON COPY OF THIS AND GIVE IT TO YOUR HEADQUARTERS.

